



THE R-GO MOTORIZED TOOLBOX



DISTINCTIVE FEATURES

- Easy and safe transportation over long distances
- Reduced risk of musculoskeletal disorders (MSDs)
- Automatic braking via an electromagnetic brake system
- Three maximum speeds
- Easy to use
- Made in North America

FROM A TO B SAFELY
AND SECURELY



R7BEE-30503L3

THE R-GO MOTORIZED TOOLBOX

IDEAL TOOLBOX FOR A RANGE OF ENVIRONMENTS

MOVE ABOUT EFFORTLESSLY



MAINTAIN AN ERGONOMIC POSTURE



EFFICIENT STORAGE FOR YOUR EQUIPMENT

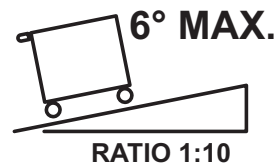
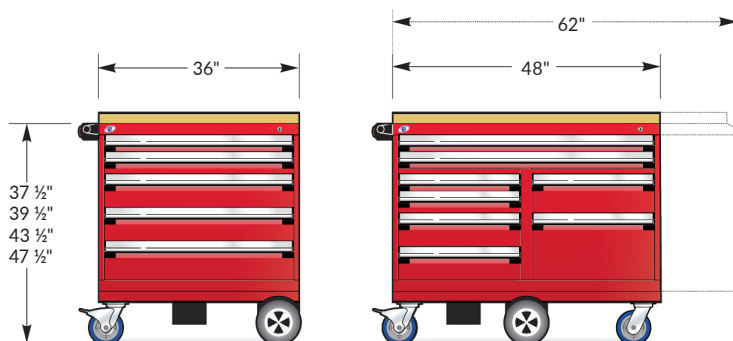


Our motorized toolbox was specially designed to safely transport heavy loads over long distances. With variable speeds, emergency stop, automatic stop, horn, our One-Drawer-at-a-Time System and integrated lock-in mechanism, all our user safety features have been integrated to prevent collisions with people and surrounding objects. Upon releasing the handle, the electromagnetic brakes stop the toolbox immediately on both flat and sloped surfaces. Your employees will also appreciate how easy and smooth transportation is thanks to the polyurethane ball-bearing wheels paired with separate motorized wheels. This greatly reduces physical effort and risk of injury, which helps to promote employee retention.

OBJECTIVE: PREVENT MUSCULOSKELETAL DISORDERS (MSDs)

With a capacity of 400lb. per drawer and a lifetime warranty on the sliding mechanism, Rousseau toolboxes are market-leading products. They are also completely customizable, including a choice of 20 standard colors, dimensions, work surfaces, drawer compartments and corner bumpers.

With Rousseau motorized toolboxes, you can transport large loads incredibly safely and securely. When considering monetary and human costs – as well as the short-, medium- and long-term effects of MSD – a motorized toolbox is a wise choice.



- The motorized toolbox can climb slopes of up to 6°.
- This is equivalent to a ratio of about 1 in 10 (vertical:horizontal).

SPECIFICATIONS



36" W cabinet: 800lb.*
48" W cabinet: 1,500lb.*



3", 4", 5", 6", 7",
8", 9", 10", 12", 14"



36", 48"



24"

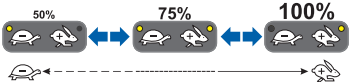


37 1/2", 39 1/2",
43 1/2", 47 1/2" **

* Including toolbox weight ** Height doesn't include the work surface.

ROTATE THE HANDLE FORWARD TO MOVE FORWARD AND BACK TO REVERSE

- Instant motion and stop
- 5.5km/h maximum speed
- 3 speeds:



WARNING SOUND

USB PORT

USB port (2 amps)


BATTERY

- Battery life indicator
- Up to 20km on battery
- Approximate charging time: 10h

EMERGENCY STOP BUTTON

ELECTRONIC OR STANDARD LOCK

MAXIMIZE STORAGE SPACE



CORNER BUMPER

Protect the toolbox from impacts

6" WHEELS

Ultra-quiet and easy to maneuver

8" MOTORIZED WHEELS

Non-marking rubber filled with polyurethane foam

ADDITIONAL PROTECTION INCLUDED

- Lock-in mechanism: stops drawers from opening on their own when moving
- One-Drawer-at-a-Time system: prevents tipping by allowing only one drawer to be open at a time



DID YOU KNOW?

One of Rousseau's biggest strengths is our wide range of color options. Choose from 20 standard colors.



MOST POPULAR MODELS

You want another configuration?
Go to rousseau.com for more suggested models.

 Watch our R-Go Motorized Toolbox video



36" W × 24" D × 40 1/2" H

WITHOUT BUMPER	R7BEE-30501L3
WITH BUMPER	R7BEE-30503L3



48" W × 24" D × 40 1/2" H

WITHOUT BUMPER	R7BHE-30509L3
WITH BUMPER	R7BHE-30511L3



48" W × 24" D × 41 1/4" H

WITHOUT BUMPER	R7BHE-30605L3
WITH BUMPER	R7BHE-30607L3



48" W × 24" D × 40 1/2" H

WITHOUT BUMPER	R7GHE-30509L3
WITH BUMPER	R7GHE-30511L3



48" W × 24" D × 41 1/4" H

WITHOUT BUMPER	R7GHE-30205L3
WITH BUMPER	R7GHE-30207L3



62" W × 24" D × 41 1/4" H

WITHOUT BUMPER	R7GKE-30605L3
WITH BUMPER	R7GKE-30607L3

For more information, contact our representative:



Drawer usable height is one (1) inch less.



Drawer compartments are included in all models with drawers shown on this page.



Lock-in mechanism and One-Drawer-at-a-Time System included.

ROUSSEAU METAL INC.

105, AVENUE DE GASPÉ OUEST
SAINT-JEAN-PORT-JOLI (QUÉBEC)
G0R 3G0 CANADA

WEBSITE
rousseau.com

END USERS
1.866.463.4270
EMAIL
info@rousseau.com

DISTRIBUTORS
1.800.463.4271
DISTRIBUTORS ACCESS
e-rousseau.com



Printed in Canada

7PV10A00
V20-FE20A