

e-z.rect®

TRIM·LINE®

NEW GENERATION OF BOLTLESS SHELVING

THE ORIGINAL BOLTLESS SYSTEM




OFFICE




WAREHOUSE & INDUSTRIAL



DESIGNED FOR THE EFFICIENT USE OF STORAGE SPACE



INSTITUTIONAL



RETAIL


e-z-rect® TRIM-LINE®

INTRODUCING E-Z-RECT'S NEW GENERATION OF TRIM-LINE BOLTLESS SHELVING THAT IS ATTRACTIVELY DESIGNED, RIGID, EASY TO INSTALL AND INEXPENSIVE.

TRIM-LINE CAN HANDLE A WIDE VARIETY OF STORAGE PROBLEMS INCLUDING WAREHOUSE, RETAIL, RECORD BOX STORAGE, STATIONERY AND OFFICE FILING SYSTEMS.

TRIM-LINE EASILY MEETS SEISMIC CONSIDERATIONS. DESIGNED FOR AN OVERALL SAFETY FACTOR OF 1.66 TO 1.

IF YOU HAVE A GROWING BUSINESS OR STARTING A NEW ONE.... OUR REPRESENTATIVES CAN GIVE YOU QUICK AND ECONOMICAL SOLUTIONS TO YOUR STORAGE REQUIREMENTS.



Excellent for bin boxes, small parts and bulk storage.

Ideal for short or wide span shelving applications.

In addition, this versatile shelving can be used for high-rise or multi-level shelving systems.

RETAIL Storage

For all types of retail storage applications.

Trim-Line is suitable for garment and merchandise use in department stores; or, other facilities where items are to be stored, retrieved and shipped.

So attractively finished it can be used "up front" in customer display areas, yet it's economical and durable for stockroom storage.




Perfect for shoe storage on stationary or mobile shelving systems to optimize utilization of space.

Simplicity of design allows you to make changes quickly and efficiently without special skills or tools.

You can add, remove, adjust or slope shelves quickly without dismantling the entire row.

RECORD FILES & GENERAL Storage



Trim-Line is truly adaptable to your changing needs whether for storage of record boxes, computer print-outs, binders, hanging files, stationery or any combination.

Efficiently stores archival records in single or double depths. With no sway/cross braces you have easy unobstructed access from either side.



High density mobile storage saves valuable floor space and rent while increasing storage capacity.

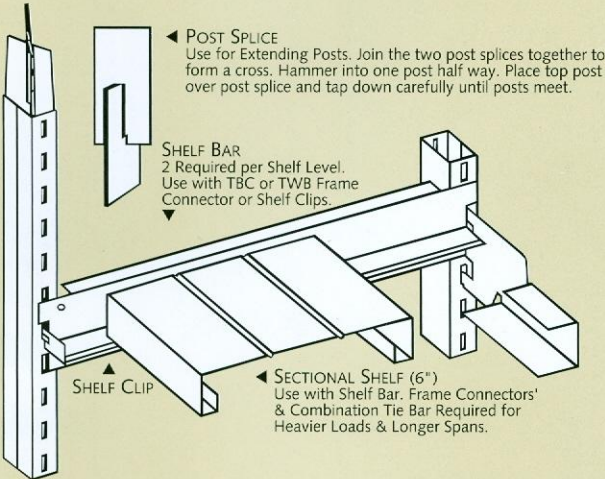
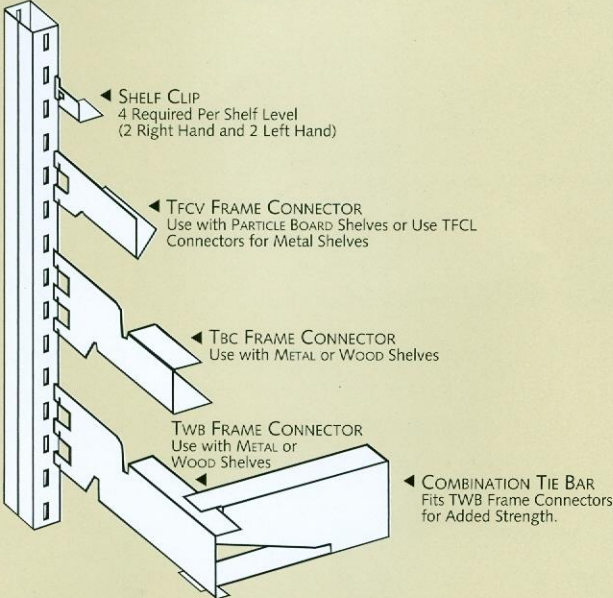
Options include roll-out reference shelves, finished side and back panels, and shelf dividers.

Fully adjustable on 1" centres to maximize the number of boxes stored. Choose any combination of width, depth and height to customize your storage area.



COMPONENTS AND ACCESSORIES

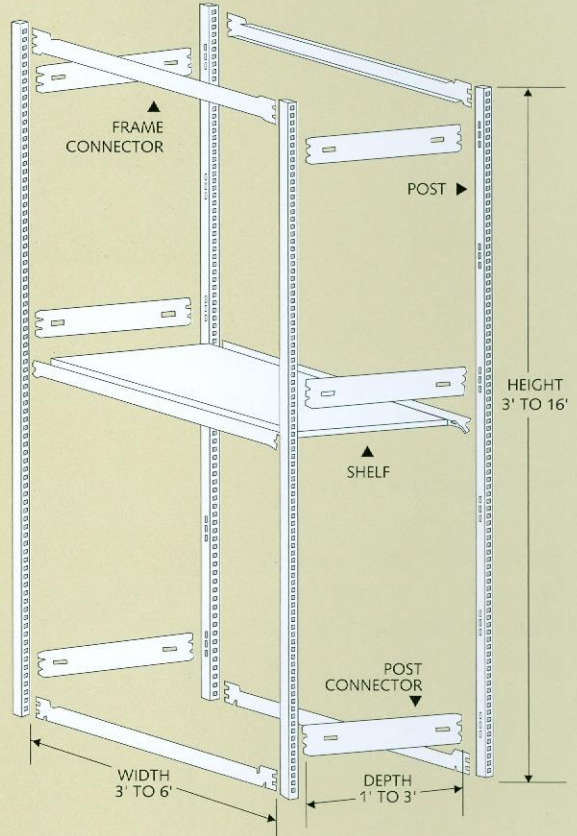
◀ **BLACK PLASTIC TOP OR BOTTOM CAP**
Install Top Cap After Assembly



◀ **FLOOR PLATES**
Use to Protect Floors


ONLY FOUR BASIC COMPONENTS

- 1) Post
- 2) Post Connector
- 3) Frame Connector (Beam)
- 4) Shelf




- SAFE WORKING LOADS UP TO 7000 LBS (3,175KGS) PER PAIR OF POST OR BAY OF SHELVING.
- SAFETY FACTOR OF 1.66 TO 1 BASED ON UNIFORM STATIC LOADING ONLY.
- PLEASE CONTACT THE FACTORY FOR CAPACITIES NOT SHOWN IN CHART.

LOAD CAPACITIES	MAXIMUM EVENLY DISTRIBUTED STATIC LOAD PER PAIR OF CONNECTORS					
	36" 914 mm	39 1/2" 1,003 mm	48" 1,219 mm	60" 1,524 mm	66" 1,676 mm	72" 1,829 mm
4 Shelf Clips	350 lb 159 kg	290 lb 132 kg	200 lb 91 kg	- -	- -	- -
TFCV	390 lb 177 kg	350 lb 159 kg	290 lb 132 kg	- -	- -	- -
TBC	600 lb 272 kg	550 lb 249 kg	500 lb 227 kg	- -	- -	- -
TWB	- -	- -	- -	570 lb 259 kg	470 lb 213 kg	395 lb 179 kg
TWB with one Combination Tie Bar	- -	- -	- -	972 lb 441 kg	810 lb 368 kg	729 lb 331 kg




Easy to install post connector joins post together to form a frame. Patented locking tab must be locked for safety but can be unlocked, if needed.



Particle board shelf sits flush on connector, saving valuable shelf space and giving you a low profile Trim-Line shelf.




Strong 3 hook channel frame connectors are easily tapped in place to ensure a rigid and stable bay.




Economical shelf clips provides quick, easy, rearrangement of metal shelves.


CDN PATENTED 1991
U.S.A. PATENT #5082388
EUROPEAN PATENT #0,572,447 (BELGIUM, FRANCE, GERMANY, SPAIN, UNITED KINGDOM)



Simply snap in connector locking clip and connector cannot be dislodged by upward force.



Garment rods fit securely into shelving bay. Position at any height desired.



Trim-Line components are packaged in clear shrink-wrapped poly-film assuring a clean product every time. In addition, it provides protection against weather and shipping damage.

DISTRIBUTED BY:

MANUFACTURED BY
E-Z-RECT MANUFACTURING LTD.
Manufacturers of Steel Shelving for Warehouses, Libraries and Offices

WESTERN CANADA - HEAD OFFICE
94 Riverside Drive, North Vancouver,
B.C. Canada V7H 2M6
TEL. (604) 929-5461
FAX (604) 929-5184

EASTERN CANADA
185 Admiral Blvd.,
Mississauga, Ontario L5T 2T3
TEL. (905) 564-0890
FAX (905) 564-0953

U.S.A.
1067 Industry Drive
Tukwila, WA 98188
TEL. (206) 575-7974
FAX (206) 575-4248