



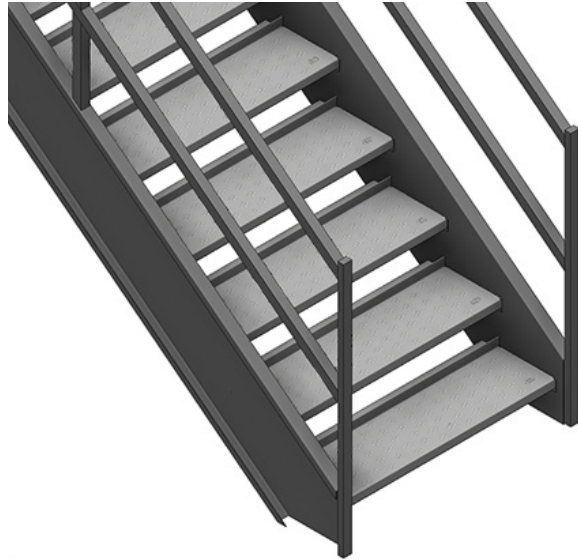
Cogan
Since 1901



Mezzanines
Increase Floor Space

cogan.com

STAIRCASES



MODEL 1

MODELS

Description

Cogan provides various model of staircases.

PRODUCT INFORMATION

SPECIFICATIONS

Models Available	Model 1 = 2 Rails, 38° Angle, 8" Max Rise, 10" Min Run
	Model 2 = 3 Rails, 31° Angle, 7" Max Rise, 11" Min Run
	Model 3 = 3 Rails + Inner Handrail, 31° Angle, 7" Max Rise, 11" Min Run
	Model 4 = 2 Rails + Inner Handrail + Wire Mesh, Intergrated Panels, 31° Angle, 7" Max Rise, 11" Min Run

COLORS



Cogan Grey
(Guard and Stringers)

Electro-Galvanized
(Tread and Closed
Risers)





Cogan
Since 1901

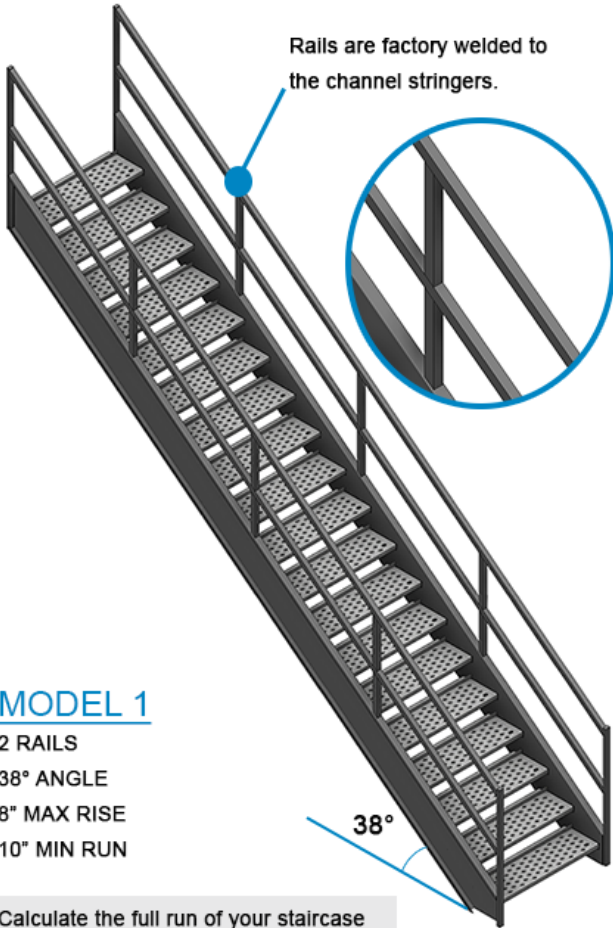


Mezzanines
Increase Floor Space

cogan.com

STAIRCASES

DETAILS

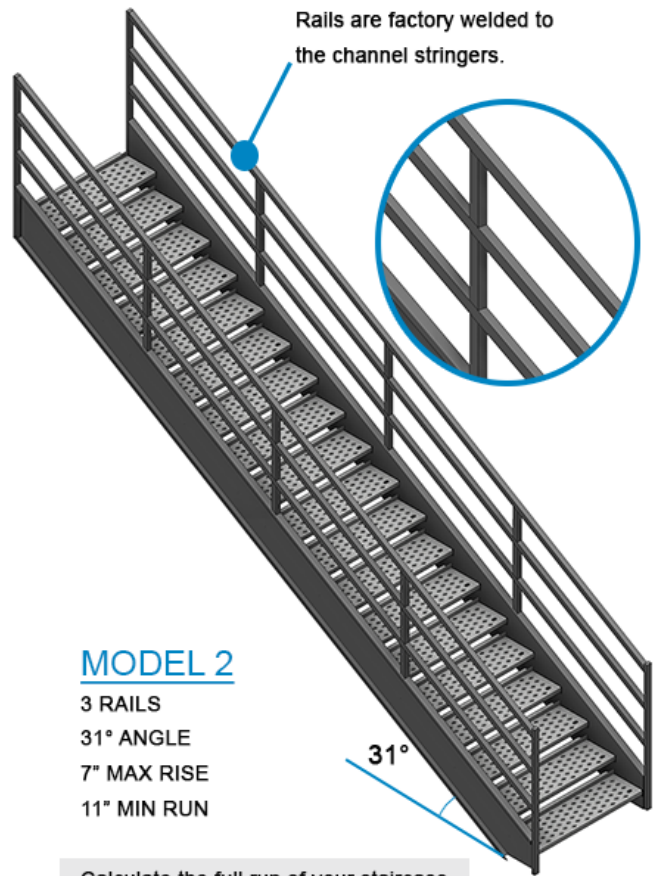


MODEL 1

- 2 RAILS
- 38° ANGLE
- 8" MAX RISE
- 10" MIN RUN

Calculate the full run of your staircase using this simple formula:

Height of your mezzanine floor X 1.25



MODEL 2

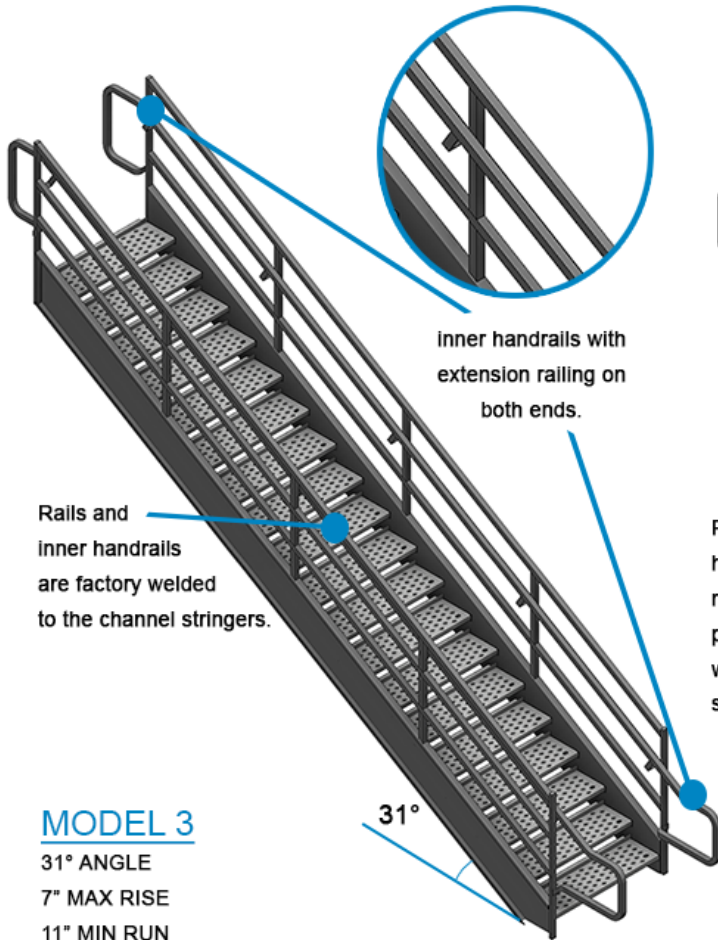
- 3 RAILS
- 31° ANGLE
- 7" MAX RISE
- 11" MIN RUN

Calculate the full run of your staircase using this simple formula:

Height of your mezzanine floor X 1.61

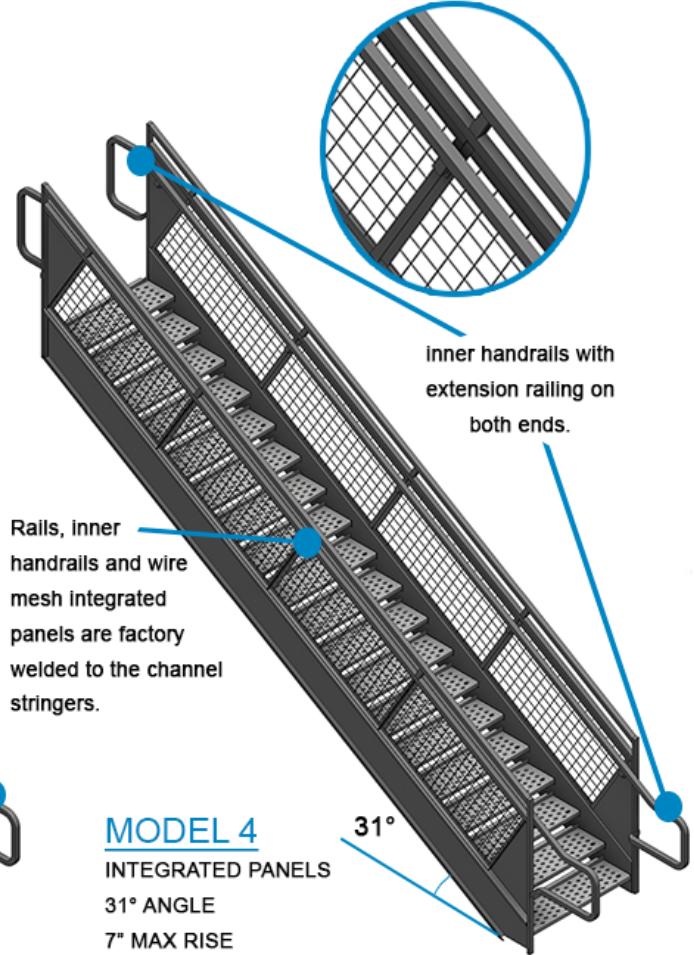


DETAILS



MODEL 3

31° ANGLE
7" MAX RISE
11" MIN RUN
3 RAIL + INNER HANDRAIL



MODEL 4

INTEGRATED PANELS
31° ANGLE
7" MAX RISE
11" MIN RUN
2 RAIL + INNER HANDRAIL + WIRE MESH

Calculate the full run of your staircase using this simple formula:
Height of your mezzanine floor X 1.61
(Add 22" at the bottom for the extension railing)

Calculate the full run of your staircase using this simple formula:
Height of your mezzanine floor X 1.61
(Add 22" at the bottom for the extension railing)



Cogan
Since 1901



Mezzanines
Increase Floor Space

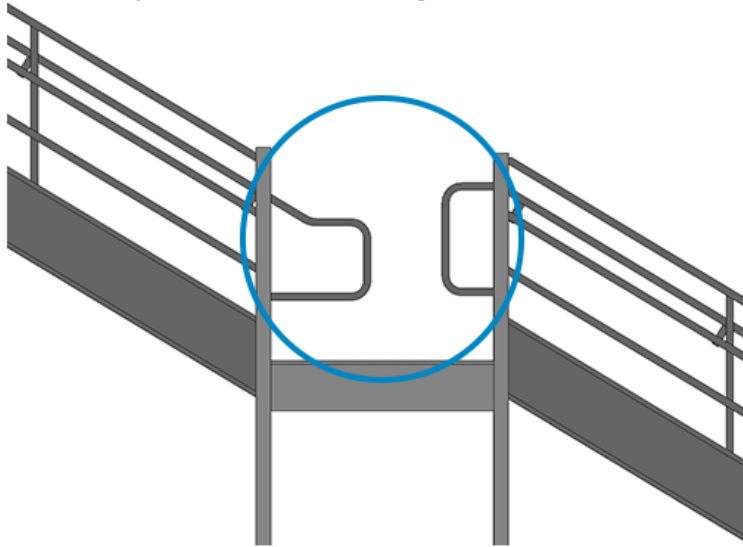
cogan.com

STAIRCASES

DETAILS

INNER HANDRAIL EXTENSION DETAIL

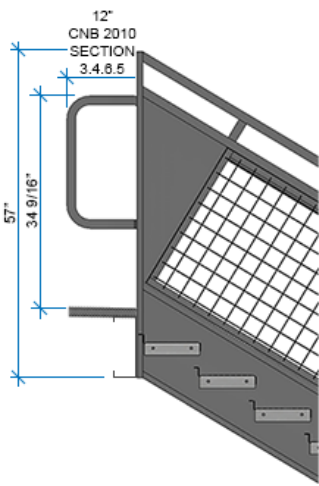
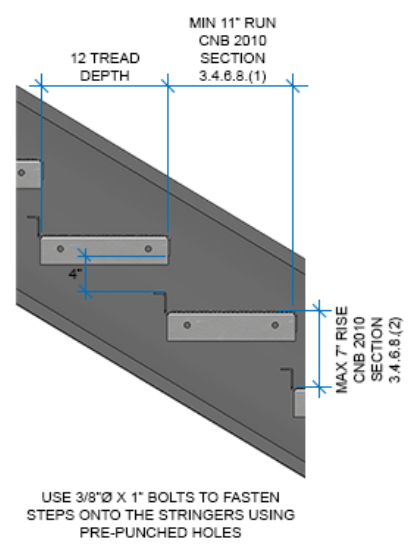
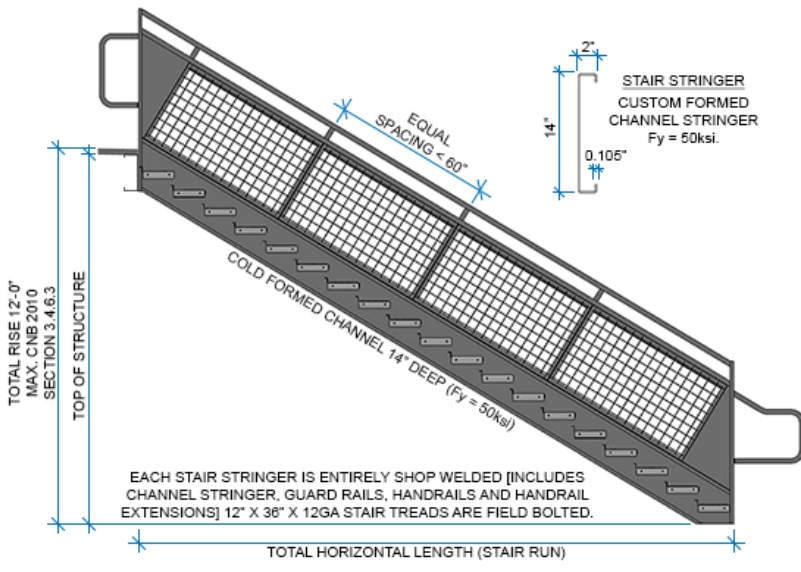
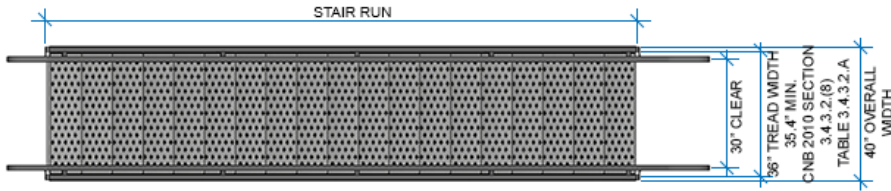
Top and bottom extension railings are not continuous



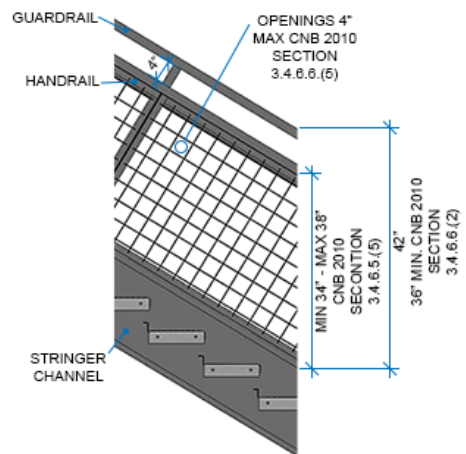


CANADA NBC SPECIFICATION

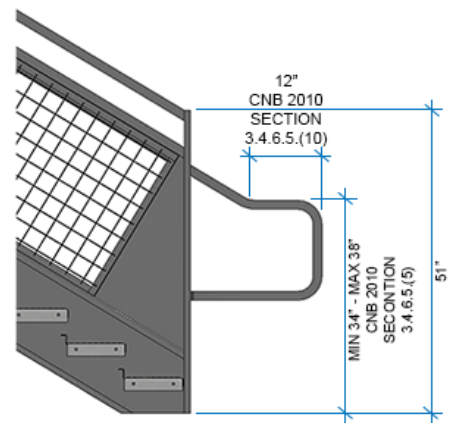
CANADA NBC 2010



UPPER HANDRAIL EXTENSION



ALL GUARDRAILS, GUARDRAIL UPRIGHTS AND HANDRAIL ARE HSS 1 1/2" X 1 1/2" X 16GA. THE ENTIRE SYSTEM [i.e. ALL GUARDRAILS, GUARDRAIL UPRIGHTS AND HANDRAILS] ARE SHOP WELDED TO THE CHANNEL STRINGER.

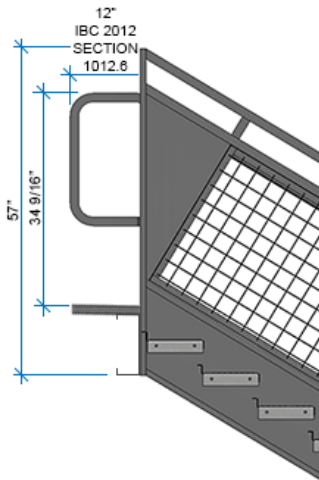
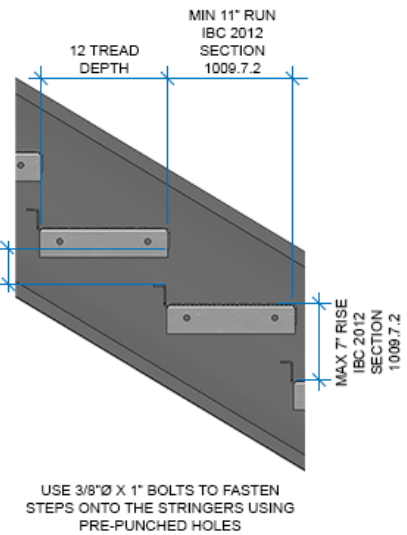
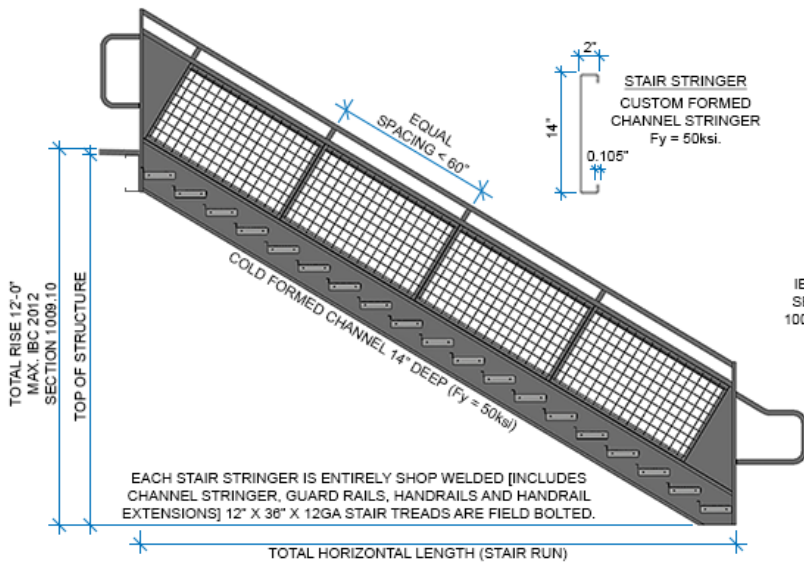
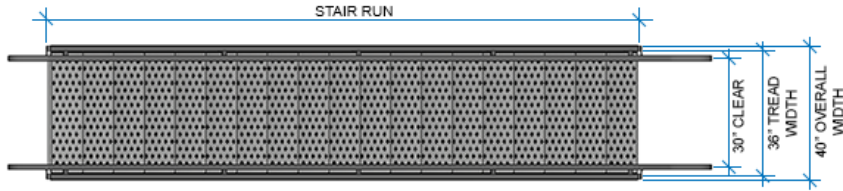


LOWER HANDRAIL EXTENSION

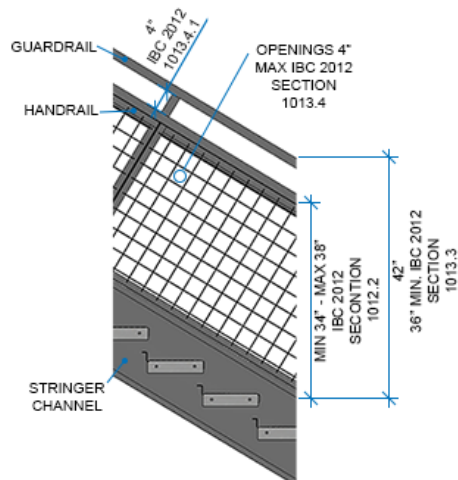


USA IBC SPECIFICATION

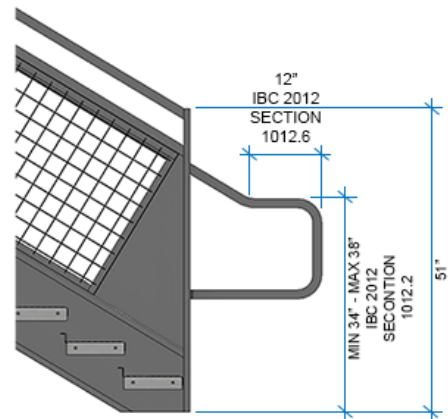
USA IBC 2012



UPPER HANDRAIL EXTENSION




ALL GUARDRAILS, GURADRIL UPRIGHTS AND HANDRAIL ARE HSS 1 1/2" X 1 1/2" X 16GA. THE ENTIRE SYSTEM [i.e. ALL GURADRILS, GUARDRAIL UPRIGHTS AND HANDRAILS] ARE SHOP WELDED YO THE CHANNEL STRINGER.



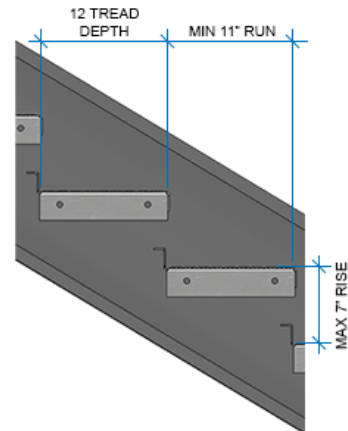
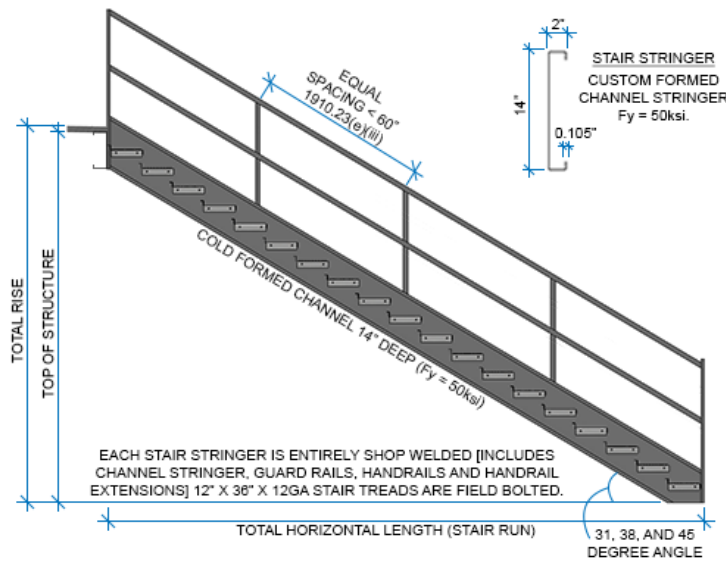
LOWER HANDRAIL EXTENSION



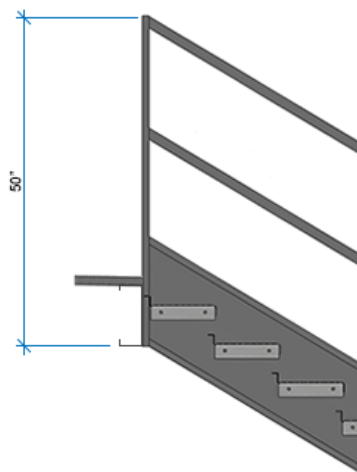
USA OSHA SPECIFICATION



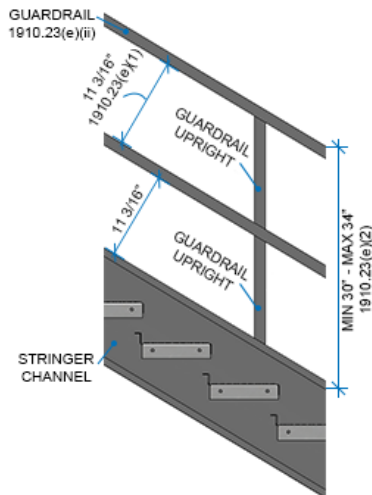
USA OSHA - 1910



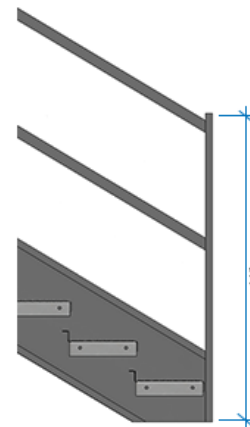
USE 3/8\"Ø X 1\" BOLTS TO FASTEN STEPS ONTO THE STRINGERS USING PRE-PUNCHED HOLES



UPPER HANDRAIL EXTENSION



ALL GUARDRAILS, GUARDRAIL UPRIGHTS AND HANDRAIL ARE HSS 1 1/2\" X 1 1/2\" X 16GA. THE ENTIRE SYSTEM [i.e. ALL GUARDRAILS, GUARDRAIL UPRIGHTS AND HANDRAILS] ARE SHOP WELDED TO THE CHANNEL STRINGER.



LOWER HANDRAIL EXTENSION